


(1)(a) STATEMENT SHOWING SHAREHOLDING PATTERN IN CLAUSE-35


NAME OF THE COMPANY: SHESHADRI INDUSTRIES LIMITED		Name of the Scrip:	
SCRIP CODE:			
Class of Security:			
QUARTER ENDED:	31/03/2015		
Partly paid-up shares	No. of partly paid-up shares	As a % of total no. of partly paid-up shares	As a % of total no. of shares of the Company.
Held by promoter/promoter group	0	0	0
Held by Public	0	0	0
Total:	0	0	0
Outstanding convertible securities:	No. of outstanding securities	As a % of total no. of outstanding convertible securities.	As a % of total no. of shares of the Company assuming full conversion of the convertible securities
Held by promoter/promoter group	0	0	0
Held by Public	0	0	0
Total:	0	0	0
Warrants:	No. of warrants	As a % of total no. of warrants	As a % of total no. of shares of the Company, assuming full conversion of warrants
Held by promoter/promoter group	0	0	0
Held by Public	0	0	0
Total:	0	0	0
Total paid-up capital of the Company, assuming full conversion of warrants and convertible securities	4959577	0	100.00




CATEGORY CODE	CATEGORY OF SHAREHOLDER	NO OF SHAREHOLDERS (ii)	TOTAL NUMBER OF SHARES (iv)	NO OF SHARES HELD IN DEMATERIALIZED FORM (v)	TOTAL SHAREHOLDING AS A % OF TOTAL NO OF SHARES			SHARES PLEDGE OR OTHERWISE ENCUMBERED	
					AS a PERCENTAGE of (A+B) (vi)	As a PERCENTAGE of (A+B+C) (vii)	NUMBER OF SHARES (viii)	AS a PERCENTAGE (ix)=[viii]/(iv)*100	
(i)	(ii)								
(A)	PROMOTER AND PROMOTER GROUP								
(1)	INDIAN								
(a)	Individual /HUF	11	2901500	2850500	88.50	88.50	0	0.00	0.00
(b)	Central Government/State Government(s)	0	0	0	0.00	0.00	0	0.00	0.00
(c)	Bodies Corporate	0	0	0	0.00	0.00	0	0.00	0.00
(d)	Financial Institutions / Banks	0	0	0	0.00	0.00	0	0.00	0.00
(e)	Others	0	0	0	0.00	0.00	0	0.00	0.00
	Sub-Total A(1) :	11	2901500	2850500	88.50	88.50	0	0.00	0.00
(2)	FOREIGN								
(a)	Individuals (NRIs/Foreign Individuals)	0	0	0	0.00	0.00	0	0.00	0.00
(b)	Bodies Corporate	0	0	0	0.00	0.00	0	0.00	0.00
(c)	Institutions	0	0	0	0.00	0.00	0	0.00	0.00
(d)	Qualified Foreign Investor	0	0	0	0.00	0.00	0	0.00	0.00
(e)	Others	0	0	0	0.00	0.00	0	0.00	0.00
	Sub-Total A(2) :	0	0	0	0.00	0.00	0	0.00	0.00
	Total A=A(1)+A(2)	11	2901500	2850500	88.50	88.50	0	0.00	0.00
(B)	PUBLIC SHAREHOLDING								
(1)	INSTITUTIONS								
(a)	Mutual Funds /UTI	4	258	148	0.01	0.01	0	0	0
(b)	Financial Institutions /Banks	6	425	259	0.01	0.01	0	0	0
(c)	Central Government / State Government(s)	0	0	0	0.00	0.00	0	0	0
(d)	Venture Capital Funds	0	0	0	0.00	0.00	0	0	0
(e)	Insurance Companies	0	0	0	0.00	0.00	0	0	0
(f)	Foreign Institutional Investors	0	0	0	0.00	0.00	0	0	0
(g)	Foreign Venture Capital Investors	0	0	0	0.00	0.00	0	0	0
(h)	Qualified Foreign Investor	0	0	0	0.00	0.00	0	0	0
(i)	Others	0	0	0	0.00	0.00	0	0	0
	Sub-Total B(1) :	10	683	407	0.01	0.01	0	0.01	0



CATEGORY CODE	CATEGORY OF SHAREHOLDER	NO OF SHAREHOLDERS (iii)	TOTAL NUMBER OF SHARES (iv)	NO OF SHARES HELD IN DEMATERIALIZED FORM (v)	TOTAL SHAREHOLDING AS A % OF TOTAL NO OF SHARES		SHARES PLEDGE OR OTHERWISE ENCUMBERED	
					AS a PERCENTAGE of (A+B) (vi)	As a PERCENTAGE of (A+B+C) (vii)	NUMBER OF SHARES (viii)	AS a PERCENTAGE (ix)=[viii]/(iv)*100
(1)	(ii)							
(2)	NON-INSTITUTIONS							
(a)	Bodies Corporate	133	634051	151306	12.78	12.78	0	0
(b)	Individuals							
	(i) Individuals holding nominal share capital upto Rs.1 lakh	6640	1058101	879338	21.33	21.33	0	0
	(ii) Individuals holding nominal share capital in excess of Rs.1 lakh	16	353327	353327	7.12	7.12	0	0
(c)	Others							
	NON RESIDENT INDIANS	14	11915	11915	0.24	0.24	0	0
(d)	Qualified Foreign Investor	0	0	0	0.00	0.00	0	0
	Sub-Total B(2) :	6803	2057394	1395886	41.48	41.48	0	0
	Total B=B(1)+B(2) :	6813	2058077	1396293	41.50	41.50	0	0
	Total (A+B) :	6824	4959577	4246793	100.00	100.00	0	0
(C)	Shares held by custodians, against which Depository Receipts have been issued							
(1)	Promoter and Promoter Group	0	0	0	0	0	0	0
(2)	Public	0	0	0	0.00	0.00	0	0
	GRAND TOTAL (A+B+C) :	6824	4959577	4246793	100.00	0.00	0	0.00




Statement showing holding of securities (including shares, warrants, convertible securities) of persons belonging to the category "Promoter and Promoter Group"											
Sr.No	Name of the Shareholder	Details of Shares held		Encumbered shares (*)		Details of Warrants		Details of convertible securities		Total Shares (including underlying shares assuming full conversion of warrants and convertible securities) as a % of diluted share capital	
		No. of Shares held (iii)	As a % of grand total (A)+(B)+(C) (iv)	Pledge Shares (v)	AS a percentage (vi)=[(v)/(iii)]*100	AS a % of grand total (A) + (B) + (C) of sub-clause (i)(a) (vii)	Number of warrants held (viii)	As a % total number of warrants of the same class (ix)	Number of convertible securities held (x)		As a % total number of convertible securities of the same class (xi)
(i)	(ii)	(iii)	(iv)	(v)	(vi)	(vii)	(viii)	(ix)	(x)	(xi)	(xii)
1	JEETENDER KUMAR AGARWAL	638376	12.87	0	0.00	0.00	0	0.00	0	0.00	12.87
2	DEVENDER KUMAR AGARWAL	600825	12.11	0	0.00	0.00	0	0.00	0	0.00	12.11
3	RAJENDER KUMAR AGARWAL	579859	11.69	0	0.00	0.00	0	0.00	0	0.00	11.69
4	BADRINARAYAN AGARWAL FAMILY TRUST	268203	5.41	0	0.00	0.00	0	0.00	0	0.00	5.41
5	BADRI NARAYAN AGARWAL	223247	4.50	0	0.00	0.00	0	0.00	0	0.00	4.50
6	YAMUNADEVI AGARWAL	162873	3.28	0	0.00	0.00	0	0.00	0	0.00	3.28
7	LATHA AGARWAL	145836	2.94	0	0.00	0.00	0	0.00	0	0.00	2.94
8	MEENAL AGARWAL	133857	2.70	0	0.00	0.00	0	0.00	0	0.00	2.70
9	NARBADA BAI	133424	2.69	0	0.00	0.00	0	0.00	0	0.00	2.69
10	DEVANSH AGARWAL	10000	0.20	0	0.00	0.00	0	0.00	0	0.00	0.20
11	RISHIKESH AGARWAL	5000	0.10	0	0.00	0.00	0	0.00	0	0.00	0.10
TOTAL :		2901500	58.50	0	0.00	0.00	0	0.00	0	0.00	58.50



Statement showing holding of securities (including shares, warrants, convertible securities) of persons belonging to the category "Public" and holding more than 1% of the total number of shares							
(I)(c)(i)	Shares as a percentage of total number of shares (i.e., Grant total (A)+(B)+(C) indicated in Statement at para (i)(a) above)		Details of warrants		Details of convertible securities		Total shares (including underlying shares assuming full conversion of warrants and convertible securities) as a % of diluted share capital)
Sr.No.	Name of the shareholder	Number of shares held	Number of warrants held	As a % total number of warrants of the same class	Number of convertible securities held	% w.r.t total number of convertible securities of the same class	
1	WESTEND DEVELOPERS LTD	481000	0	0.00	0	0.00	9.70
2	JAHNAVI SRI DHANYA S	77700	0	0.00	0	0.00	1.57
TOTAL :		558700	0	0.00	0	0.00	11.27

Statement showing holding of securities (including shares, warrants, convertible securities) of persons (together with PAC) belonging to the category "Public" and holding more than 5% of the total number of shares of the company							
(I)(c)(ii)	Shares as a percentage of total number of shares (i.e., Grant total (A)+(B)+(C) indicated in Statement at para (i)(a) above)		Details of warrants		Details of convertible securities		Total shares (including underlying shares assuming full conversion of warrants and convertible securities) as a % of diluted share capital)
Sr.No.	Name(s) of the shareholder(s) and the Persons Acting In Concert (PAC) with them	Number of shares held	Number of warrants held	As a % total number of warrants of the same class	Number of convertible securities held	% w.r.t total number of convertible securities of the same class	
1	WESTEND DEVELOPERS LTD	481000	0	0.00	0	0.00	9.70
TOTAL :		481000	0	0.00	0	0.00	9.70



STATEMENT SHOWING DETAILS OF LOCKED-IN SHARES"			
(I)(d)			
		Number of locked-in shares	0
		Locked-in shares as a (%) percentage of total number of shares (i.e., Grand Total (A)+(B)+(C) Indicated in Statement at para (I)(a) above)	0
Sr.No.	Name of the shareholder		Promoter/Promoter Group/Public
	TOTAL :		0

STATEMENT SHOWING DETAILS OF DEPOSITORY RECEIPTS (DRS)			
(II)(e)			
		Number of outstanding DRs	0
		Number of shares underlying outstanding DRs	0
		Shares underlying outstanding DRs as a percentage of total number of shares (i.e., Grand Total (A)+(B)+(C) indicated in Statement at Para(I)(a) above)	0
Sr.No.	Type of outstanding DR (ADRs,GDRs,SDRs,etc.)		
	TOTAL :		0

Statement showing Holding of Depository Receipts (DRs), where underlying shares held by "Promoter/Promoter group" are in excess of 1% of the total number shares.			
(II)(b)			
	Type of outstanding DR (ADRs,GDRs,SDRs, etc.)	Number of shares	Shares underlying outstanding DRs as a percentage of total number of shares (i.e., Grand Total (A)+(B)+(C) indicated in Statement at para(I)(a) above)
Sr.No.	Name of the DR Holder		
	TOTAL :	0	0

